

SERIES 20 & 92 TOTAL PROGRAM



**PREMIUM HIGH PERFORMANCE
AND ENERGY EFFICIENT DOORS**

ENTRY DOORS

DESIGNER

Series

SERIES 20



Sizes Available:

2668
2670
2868
2870
3068
3070
3668
3670

FEATURES

- 24 Gauge Everlast steel panel, 1 3/4" thick with fully-rolled edges
- 3 1/2" 16 Gauge Steel Frame
- Full header with dedicated inswing or outswing threshold provides high performance (Black only available with full header option).
- Energy-saving solid polyurethane insulating door core with an R-13 value
- Insulated jambs available (optional)
- Stainless steel hinges standard
- HDPE composite lock block and deadbolt prep standard
- ADA compliant accessible threshold is optional
- Individually cartoned and packaged to help prevent shipping damage
- Florida Building Code Certification

SERIES 92



Sizes Available:

2668 - 2670
2868 - 2870
3068 - 3070
3668 - 3670
6068 (Double)
6070 (Double)
5068 (Sidelite)
5070 (Sidelite)


FEATURES

- Complete thermal-break door system
- 24 Gauge Everlast steel panel, 1 3/4" thick with fully-rolled edges, thermal-break rail
- Thermally-broken, one-piece aluminum frame for added structural strength. Stronger & Lighter!
- NFRC 100 Tested U Value - .24 (flush)
- Energy-saving solid polyurethane insulating door core with an R-13 value
- 4 1/2"x4 1/2" stainless steel (NRP) hinges
- HDPE composite lock block, deadbolt prep and steel closer reinforcements are standard
- Individually cartoned and packaged to help prevent shipping damage
- Available in 3 frame depths: 4 1/4", 6 1/4", 8 1/4"
- New: Variable frame depth sizes 6 1/4" - 8 5/8"
- Florida Building Code Certification
- Independent Fixed Side Lites available

LITE KIT OPTIONS

COMMON LITE KIT SIZES - LOW E GLASS STANDARD

ALL LITE KIT GLASS IS TEMPERED (EXCEPT WIRE)



15-L-2 22x60
Insulated 5 Lite

1-LL-2 22x60
Insulated 1 Lite


1-LB-2 22x36
Insulated 1 Lite

1-LG-2 22x30
Insulated 1 Lite

1-LI-2 20x24
Insulated 1 Lite

9LG-2 22x30
Insulated 9 Lite

1LH-2 22x36
Non-Insulated 1 Lite



1-VH-2 22x36
Insulated VSH Vent

1LD-2 4x24
Single Pane

1LA-2 20x24
Non-Insulated 1 Lite

9-LB-2 22x36
Insulated 9 Lite


22x48
Prairie Grid

INTERNAL BLIND OPTIONS

- Clear or Low E glass colors:
White - Tan
Slate Gray
Espresso
Sand
Silver Moon
- Sizes:
20x36"
22x36"
22x48"
20x64"
22x64"



GLASS TINT & MISC. OPTIONS



Pattern

Frosted

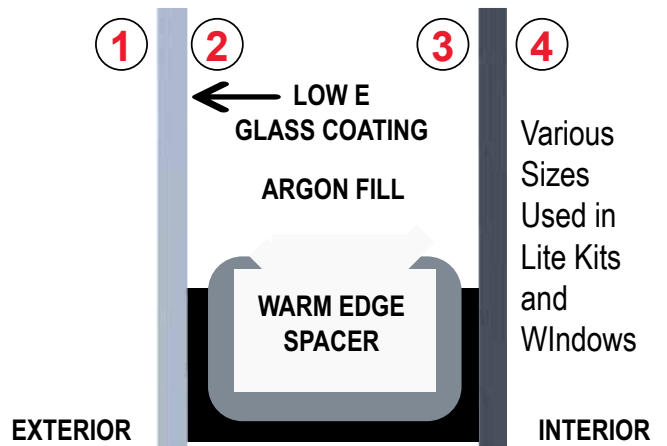
Bronze Tint

Gray Tint

Mirrored

Solar Cool Bronze

Low E Insulated Tempered Glass



ALL SIZES AVAILABLE IN LOW-E GLASS & ADDITIONAL GRID PATTERNS AND GRID COLORS

DOOR AND FRAME COLOR OPTIONS

BUILD YOUR DOOR

Step 1:
Choose Door Panel Color
(Standard or Additional)

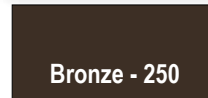

Step 2:
Choose Frame Color
(Stock Colors or Painted Frame)



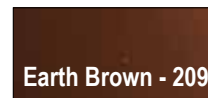

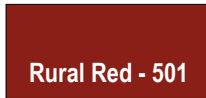
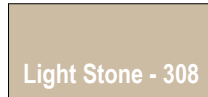

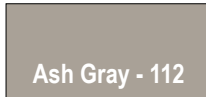
STEP 1 - DOOR PANEL COLORS



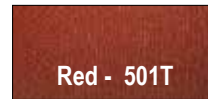
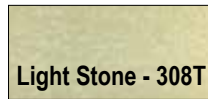
STANDARD COLORS



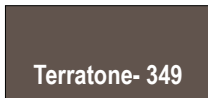
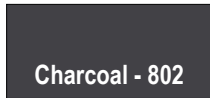
TIER 1 COLORS



TEXTURED COLORS



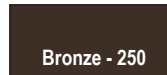
TIER 2 COLORS



STEP 2 - FRAME COLORS



PICK 1 OF THE 5 STANDARD COLORS



OR

PAINT FRAME TO MATCH

SERIES 92 TRIM APPLICATION



DOOR TRIM

- 1 CHOOSE DOOR - SERIES 92 or 20
- 2 CHOOSE SWING - IN or OUT
Inswing flush mounts - Outswing offsets for hinges
- 3 CHOOSE TRIM COLOR
White, Black, or Paint to Match
- 4 ADD PLYCO SEAL TAPE

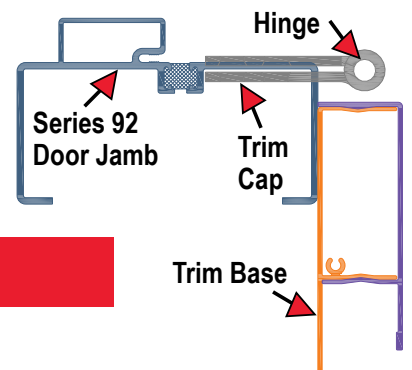
WINDOW TRIM

- 1 CHOOSE WINDOW SIZE
- 2 CHOOSE COLOR
White, Black, or Paint to Match
- 3 ADD PLYCO SEAL TAPE

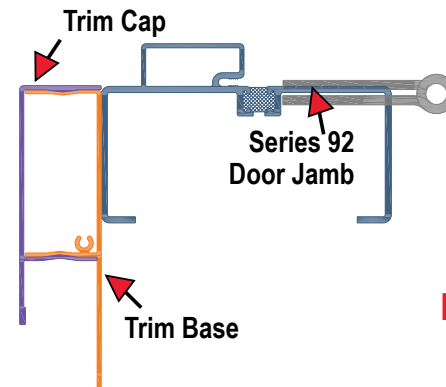
Trim is sized for a perfect fit on Plyco Victory and Triumph windows. Lineals of 18' available for non-Plyco windows or other applications.

OUTSWING

TRIM POSITION BASED ON SWING



INSWING



* For Series 20 and 92 4 1/4" frame, when adding a storm door, request a dropped lock block.

Ply-Lo Driller Screw Packs Included

* Check your local code for installation guidelines.

HARDWARE OPTIONS



Shown: Series 92 - Designer Series



LOCKS • PANICS • CLOSERS
ELECTRIC STRIKES • BLOCKING

PLYCO[™]
CORPORATION
ELKHART LAKE, WI • 800.558.5895

Because of its ongoing commitment to product improvement, Plyco Corporation reserves the right to change, without notice, product specifications, availability, prices and conditions of sale.