

EQUUS

A background image of a horse in a stall. The horse is brown with a white blaze on its face and is wearing a blue blanket. It is looking out from behind a metal bar stall door. The stall has a wooden lower half and a metal upper half with vertical bars. The background shows other stalls in a barn.

QUALITY STALL SYSTEMS

*Designed
to Combine the
Strength of Steel
with the
Beauty of Wood -
Built Tough to Last.*

PLYCO
CORPORATION

P.O. Box 386, Elkhart Lake, WI 53020 • USA: 800-558-5895 • Fax 800-257-5926
INTERNATIONAL: (920) 876-3611 • Fax (920) 876-3527

EQUUS

QUALITY STALL SYSTEMS

**SAVE MONEY
WITH LOWER
FREIGHT COST.**

**Build any size -
any combination stall
to fit your needs!**

From **PLYCO**
CORPORATION

**Optional 4504
Crib Cap**

**4500 Wall Package with Optional
4100 Window Grill**

**4500 Wall
Package**

**4600 Wall
Package
with Grill**

**4650
Wall
Package
with Door and Grill**


Unique flexibility provided by combining Equus steel hardware components with standard lumber. Quality Equus System components can be combined, mixed, cut down or spliced to create a stall for most applications. Standard stall fronts and wall packages are available to answer normal needs or provide a starting guide to create your own stall. Grilled fronts and walls provide the greatest ventilation and visibility. Non-grilled walls provide the best animal protection and separation. Though a permanent installation, the use of the Equus wall channels allow easy removal of a wall such as often needed for foaling. Equus components allow easy construction of any size stall.

(Not shown:
4550 Wall with Door Grill only)

Precision-engineered for easy assembly and lower cost - Equus Stall systems come complete with all pre-fabricated steel parts, accessories and fasteners required for rapid assembly. The Equus system is designed to minimize freight - compact packages ship at the lowest freight cost and the system uses your locally purchased standard lumber at no additional freight. You can use the most economical or exotic lumber to create the appearance you want.


THE EQUUS BUILDING

Quality Components Supplied



4000 Grill System

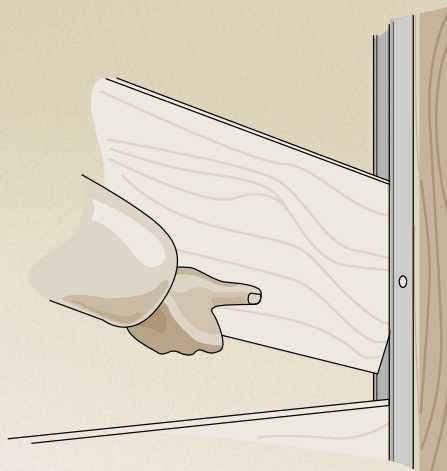
Standard grill tubes are placed on four-inch centers for maximum visibility and ventilation yet insuring safety for your horse. Grill channels are designed to fit over standard 1-1/2" lumber, both adding strength to and gaining support from the lumber while providing cribbing protection. Grills are finished to provide a long, maintenance-free life. Grills are provided in a number of standard widths that allow for the design of a stall sized to fit most needs.



4100 Window Grill


This grill allows placement of a window in the stall, increasing light and ventilation. The grill is similar construction to the standard 4000 but sized to fit either of two Plyco sliding window openings. Top and bottom channels are designed to allow the grill to fit into the opening and maintain the same appearance as the stall fronts.

FLEXIBLE SIZE - EASY INSTALLATION




4501 End Channel

This is a primary part in the Equus stall design. The 4501 End Channel creates the stall walls. Attached to a column or other wall with the provided screw fasteners, the channel accepts standard 1-1/2" lumber creating a strong permanent wall. All attachments are made with screw fasteners allowing easy removal of a wall for foaling or other unique needs. The End Channel is sized to allow wall construction with or without the grill.



4502 Header Channel

Similar to the 4501 End Channel, this 7" tall section allows a single header above the slide door and double header above the grilled wall. Supplied with screw fasteners. No drilling or cutting required.



4504 Crib Cap

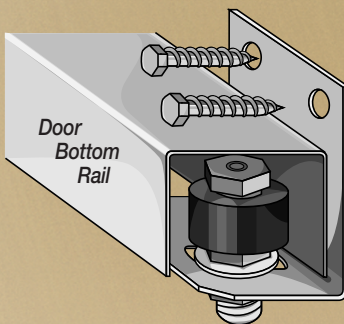
This is an optional component in the Equus system and allows selective placement throughout the stall to eliminate cribbing. The Crib Cap is recommended on all vertical and horizontal exposed wood edges inside the stall. Constructed of heavy 16 gauge steel, supplied with fasteners and finished to provide long, maintenance-free life. Can be cut or spliced for any length required.

G BLOCKS for Each Stall

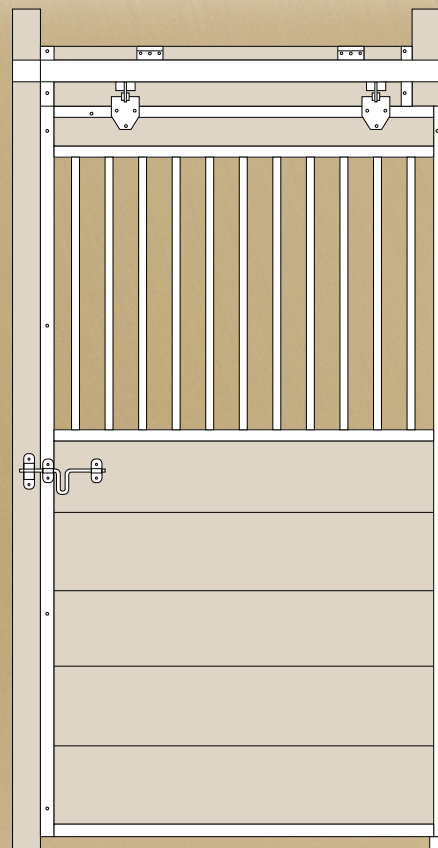
4800 Grilled Sliding Stall Door

Shown with Optional 4901 Combo Track and Hardware Package

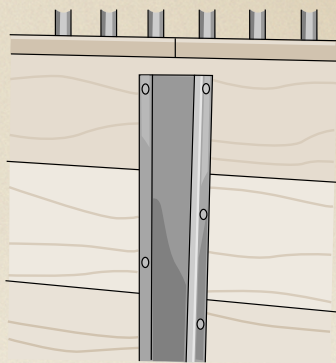
The 4800 is designed with the 4000 Grill System for maximum ventilation in the stall yet providing strength to provide safety for the horse. The lower half of the door can be constructed using standard lumber to match the stall front or a double thickness of 3/4" plywood for greatest warp resistance. All wood edges are contained by channels for strength and to protect from cribbing. This door is quiet-rolling when mounted on the optional Combo track and hardware (shown below). A concealed stay roller holds the bottom of the door in place and a Combo slide bolt latch secures the door closed. All components are finished to provide a long, maintenance-free life. Comes complete with instructions and all assembly fasteners.



Concealed Stay Roller
shown with Door Bottom Rail



N - ATTRACTIVE - STRONG STALLS



4503 Wall Brace

The Wall Brace adds additional rigidity to the wall by connecting the wall boards together and is designed with rounded edges and top to protect the horse. This is a standard part in the packaged walls and is constructed of heavy 16 gauge steel and is supplied with fasteners.

EQUUS

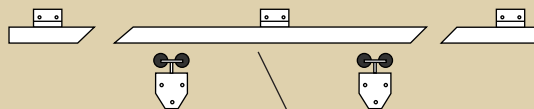
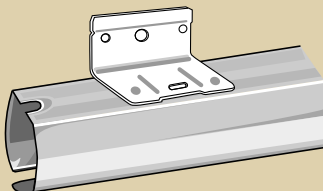
Quality Stall Systems Feature:

COMBO®

Sliding Door Track and Hardware

Track:

The Combo Track system is designed especially for horse stall applications. The round heavy gauge track is galvanized for long life and is self-cleaning; dirt slides right through the smooth track so the door slides easier for a longer life. The pre-attached track mounting brackets are self-squaring and simplify installation.

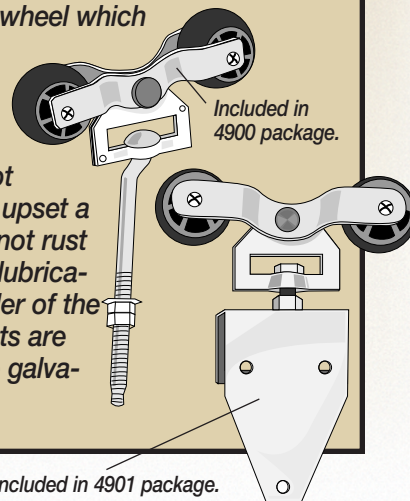


Optional Combo track and hardware
package for 4800 Grilled Sliding Stall Door

Trolleys:

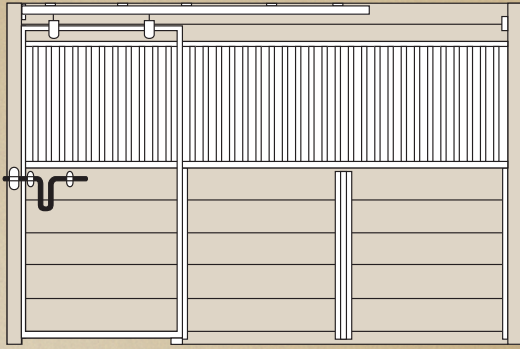
The Combo Trolley uses a durable Delrin 500 trolley wheel which is stronger and quieter than steel in the horse stall installation.

This trolley will not make noises that upset a horse. Delrin will not rust and never needs lubrication. The remainder of the trolley components are very heavy gauge galvanized steel.



Included in 4901 package.

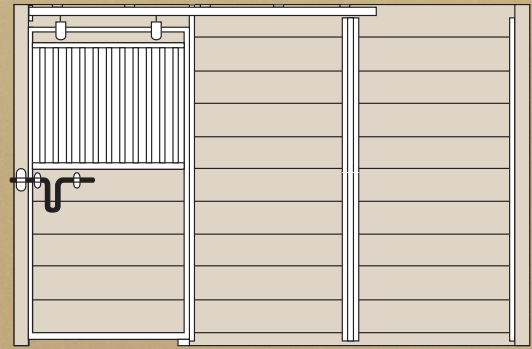
PACKAGED WALL SYSTEMS



Package 4650 Stall Front

*with Grill in Front and Slide Door
Shown with Optional 4901 Track and Hardware*

The Equus 4650 package provides a fully gridded front including sliding door. This gives the stall the greatest visibility and ventilation. The horse is completely in view and can be touched with ease. Grills give strength to hold and protect. Designed around standard 2x10 lumber which allows easy assembly without ripping any board, the stall can be built with any size or quality dry lumber to provide the appearance you desire. Slide Door, Grills, End Channels, Header Channels and the Wall Brace are all supplied with fasteners to build the stall width ordered.

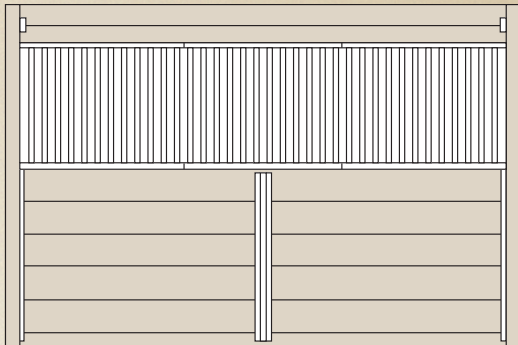


Package 4550 Stall Front

*with Grill in Slide Door only
Shown with Optional 4901 Track and Hardware*


The Equus 4550 package provides more security for the more lively horse by placing the grill in the door only. The front wall is completely boarded to provide greater protection to horses on each side of the stall. Designed around standard 2x10 lumber which allows easy assembly without ripping any board, the stall can be built with any size or quality dry lumber to provide the appearance you desire. Though the non-gridded front will reduce ventilation, boards may be spaced to allow adequate air movement.

FLEXIBLE SIZE - EASY INSTALLATION



Package 4600 Stall Wall with Grill

The Equus 4600 package provides a fully gridded wall. This gives the stall the greatest visibility and ventilation. The horse is completely in view and can be touched with ease. Grills give strength to hold and protect. Designed around standard 2x10 lumber which allows easy assembly without ripping any board, the stall can be built with any size or quality dry lumber to provide the appearance you desire. Grills, End Channels, Header Channels and the Wall Brace are all supplied with fasteners to build the stall width ordered.



Package 4500 Stall Wall

The Equus 4500 package provides a fully secure protective wall without grills. This gives full separation between horses for the feistiest of the breed. Designed around standard 2x10 lumber which allows easy assembly without ripping any board, the stall can be built with any size or quality dry lumber to provide the appearance you desire. End Channels, Header Channels and the Wall Brace are all supplied with fasteners to build standard width stalls. Though a permanent wall, by assembling with screw fasteners, the wall can be easily removed to enlarge a stall as needed. When done, the wall is easily rebuilt.

EQUUS SPECIFICATIONS

Wall and Door Systems: Model 4650 - 10 (for 10' wall) / Model 4650 - 12 (for 12' wall)

Materials Included:

- 1 - Sliding Door SystemPart No. 4800
- 2 - Grillwork sectionsPart No. 4000
- 10' front includes 1@ 24" and 1@ 48"
- 12' front includes 2@48"

4650 Hardware Pack Including:

- 2 - End ChannelsPart No. 4501
- 4 - HeadersPart No. 4502
- 1 - Wall BracePart No. 4503
- Screw Pack

Additional Materials Required:

- 1 - Track and Hardware Pkg. (See Inside Spread)
-Part No. 4900 or 4901
- 1 - 2" x 6" x 48" Board for Top of Door
- 1 - 2" x 8" x 44" Track Board Above Door

Lumber for Door:

- 5 - 2" x 10" x 48" (RECOMMENDED)
- OR 9 - 2" x 6" x 48" (one ripped to 2.5" height)
- OR 1 - 4' x 8' x 3/4" sheet of plywood, smooth on one side cut into 2 pcs.
- (48" x 46-1/2" ea.)

| 2" x 10" Lumber Req. | 2" x 6" T&G Lumber Req. | |
|----------------------------------|---------------------------|--------------------------|
| 1 - 2" x 4" x 72" or 96" Treated | NA | for Bottom of Front Wall |
| 5 - 2" x 10" x 72" or 96" | 10 - 2" x 6" x 72" or 96" | for Front Wall |
| 1 - 2" x 6" x 72" or 96" | 1 - 2" x 6" x 72" or 96" | Front Wall Header Board |
| 1 - 2" x 8" x 72" or 96" | 1 - 2" x 8" x 72" or 96" | Front Wall Track Board |

Door Wall System: Model 4550 (also available with 48" channels & braces)

Materials Included:

- 1 - Sliding Door SystemPart No. 4800

4550 Hardware Pack Including:

- 2 - End ChannelsPart No. 4501-96
- 2 - Header ChannelsPart No. 4502
- 1 - Wall BracePart No. 4503-96
- Screw Pack

Additional Materials Required:

- 1 - Track and Hardware Pkg. (See Inside Spread)
-Part No. 4900 or 4901
- 1 - 2" x 6" x 48" Board for Top of Door
- 1 - 2" x 8" x 44" Track Board Above Door

Lumber for Door:

- 5 - 2" x 10" x 48" (RECOMMENDED)
- OR 9 - 2" x 6" x 48" (one ripped to 2.5" height)
- OR 1 - 4' x 8' x 3/4" sheet of plywood, smooth on one side cut into 2 pcs.
- (48" x 46-1/2" ea.)

| 2" x 10" Lumber Req. | 2" x 6" T&G Lumber Req. | |
|----------------------------------|---------------------------|--------------------------|
| 1 - 2" x 4" x 72" or 96" Treated | NA | for Bottom of Front Wall |
| 10 - 2" x 10" x 72" or 96" | 19 - 2" x 6" x 72" or 96" | for Front Wall |

Door System: Model 4800 (when ordered alone)

4800 Sliding Door Including:

- 2 - Side ChannelsPart No. 4807
- 1 - Bottom ChannelPart No. 4802
- 1 - Top ChannelPart No. 4804
- 1 - Door Grill Top RailPart No. 4803-T
- 1 - Door Grill Bottom RailPart No. 4803-B
- 2 - Side CapsPart No. 4806
- Concealed Stay Roller, Grill Tubes, Screw Pack

Lumber for Door:

- 5 - 2" x 10" x 48" (RECOMMENDED)
- OR 9 - 2" x 6" x 48"
- (one ripped to 2.5" height)
- OR 1 - 4' x 8' x 3/4" sheet of plywood,
- smooth on one side cut into 2 pcs.
- (48" x 46-1/2" ea.)

Additional Materials Required:

- 1 - Track and Hardware Pkg.
- (See Inside Spread)
-Part No. 4900 or 4901
- 1 - 2" x 6" x 48"
- Board for Top of Door

Wall System: Model 4600 - 10 (for 10' wall) / Model 4600 - 12 (for 12' wall)

Materials Included:

- 3 - Grillwork sectionsPart No. 4000
- 10' wall includes 1@ 24" and 2@ 48"
- 12' front includes 3@ 48"

4600 Hardware Pack Including:

- 2 - End ChannelsPart No. 4501-48
- 2 - Header ChannelsPart No. 4502
- 1 - Wall BracePart No. 4503-48
- Screw Pack

Additional Materials Required:

| 2" x 10" Lumber Req. | 2" x 6" T&G Lumber Req. | |
|------------------------------------|------------------------------|----------------------------|
| 1 - 2" x 4" x 120" or 144" Treated | NA | for Bottom of Side Wall |
| 5 - 2" x 10" x 120" or 144" | 10 - 2" x 10" x 120" or 144" | for Side Wall |
| 1 - 2" x 6" x 120" or 144" | 1 - 2" x 6" x 120" or 144" | Side Wall Header Board |
| 1 - 2" x 8" x 120" or 144" | 1 - 2" x 8" x 120" or 144" | Side Wall Top Header Board |

Wall System: Model 4500 (also available with 48" channels & braces)

Materials Included:

4500 Hardware Pack Including:

- 2 - End ChannelsPart No. 4501-96
- 1 - Wall BracePart No. 4503-96
- Screw Pack

Additional Materials Required:

| 2" x 10" Lumber Req. | 2" x 6" T&G Lumber Req. | |
|------------------------------------|-----------------------------|-------------------------|
| 1 - 2" x 4" x 120" or 144" Treated | NA | for Bottom of Side Wall |
| 10 - 2" x 10" x 120" or 144" | 19 - 2" x 6" x 120" or 144" | for Side Wall |

PLYCO
CORPORATION

Elkhart Lake, WI 53020
Phone: (800) 558-5895
Fax: (800) 257-5926

Distributed by: