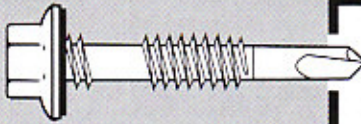


Steel-Frame Insulation Fasteners

APPLICATIONS

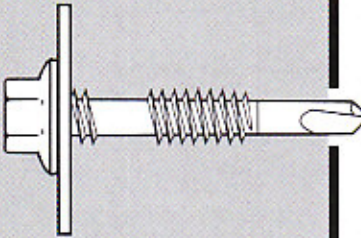
STANDARD SIZES



Exterior Rigid Insulation Traxx®

Fasten light gauge steel sheet through rigid insulation (3/4" - 3 1/4") to steel framing up to .220" thickness. Milled point Traxx provides exceptional strength in double-lapped purlins and high-tensile steel.

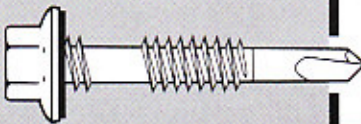
#12 diameter
(5/16" across flats)
Hex Washer Head
Lengths: 1 7/8", 2 3/8",
3 1/4", 4"



Interior Rigid Insulation Traxx®

Fasten interior rigid insulation (3/4" - 3 1/4") to steel framing up to .220" thickness. Assembled with 1 1/4" O.D. White polyethylene washer to help hold insulation in place. Milled point Traxx provides exceptional strength in double-lapped purlins and high-tensile steel.

#12 diameter
(5/16" across flats)
Hex Washer Head
Lengths: 1 7/8", 2 3/8",
3 1/4", 4"



SCOTS® Exterior Rigid Insulation

Fasten Galvalume or other long-life roof sheet through rigid insulation (3/4" - 3 1/4") to steel framing up to .220" thickness. 300 Series Stainless Steel cap on a milled point, Traxx screw provides lifetime warranty against red rust.

#12 diameter
(5/16" across flats)
Hex Washer Head
Lengths: 1 7/8", 2 3/8",
3 1/4", 4"